


# Westminster Economic Forum

Annual post-COP Review of International Energy  
and Climate Risk, Resilience and Response

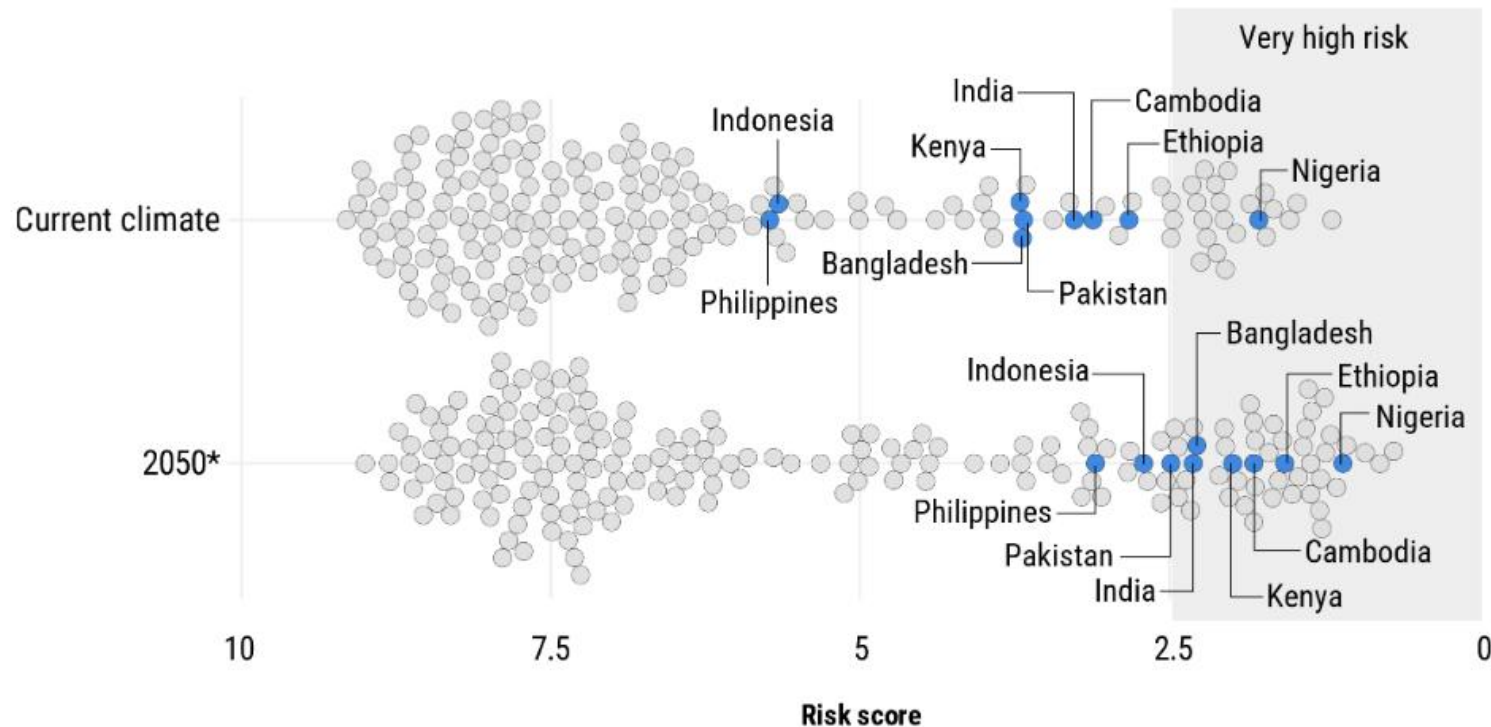
28 January 2026



# Physical climate change cannot be viewed in a silo

## Major emerging markets among the most exposed to rising climate impacts

Climate Hazard and Vulnerability Index, country risk scores



\*Data covers an 'intermediate' SSP2 4.5 emissions scenario.

Risk scores are allocated on a scale running from 10 to 0, with 0 indicating highest risk.

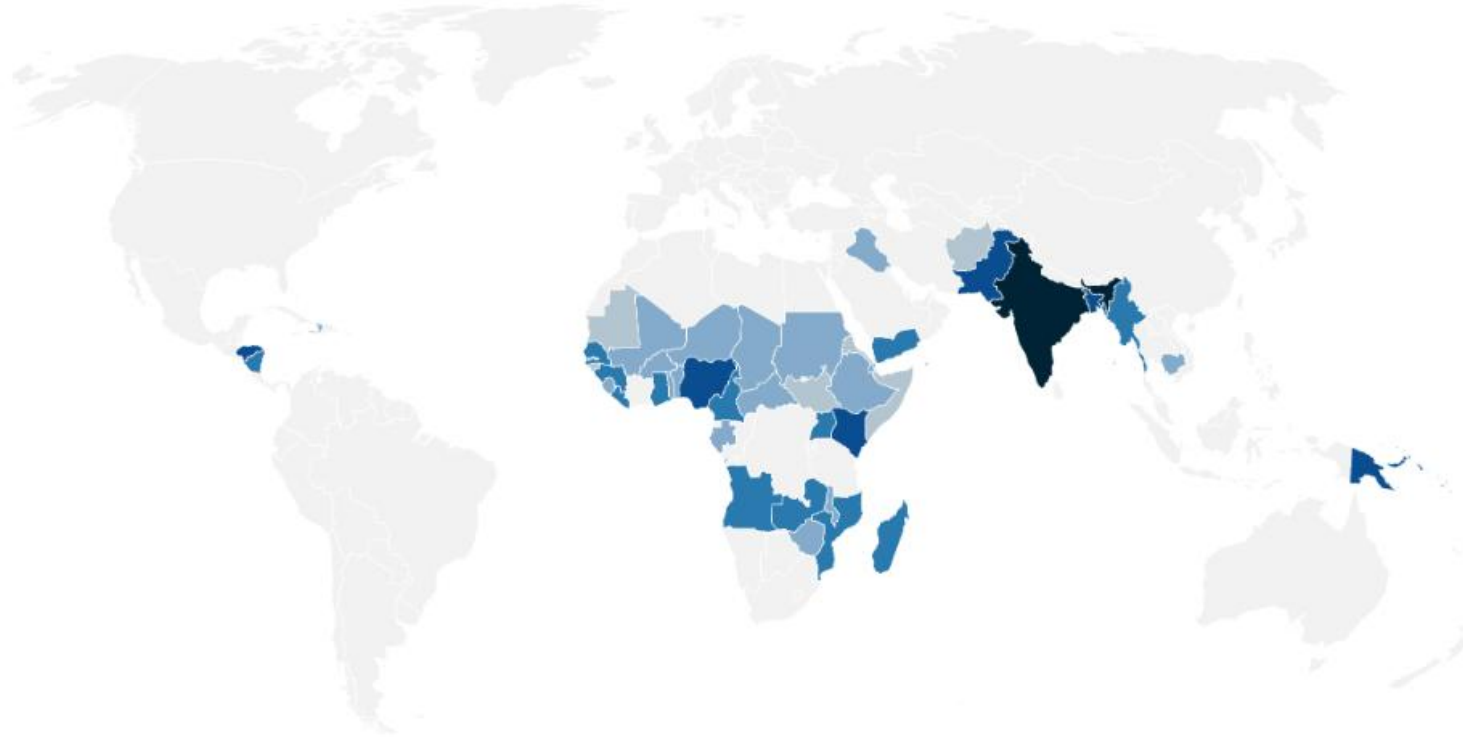
© Verisk Maplecroft

# Second-order impacts driving value at risk

\$1.14 trillion in corporate value located in countries most at risk from climate upheaval by 2050

Corporate value at risk, covering 48 countries rated 'very high' risk in the CHVI by 2050

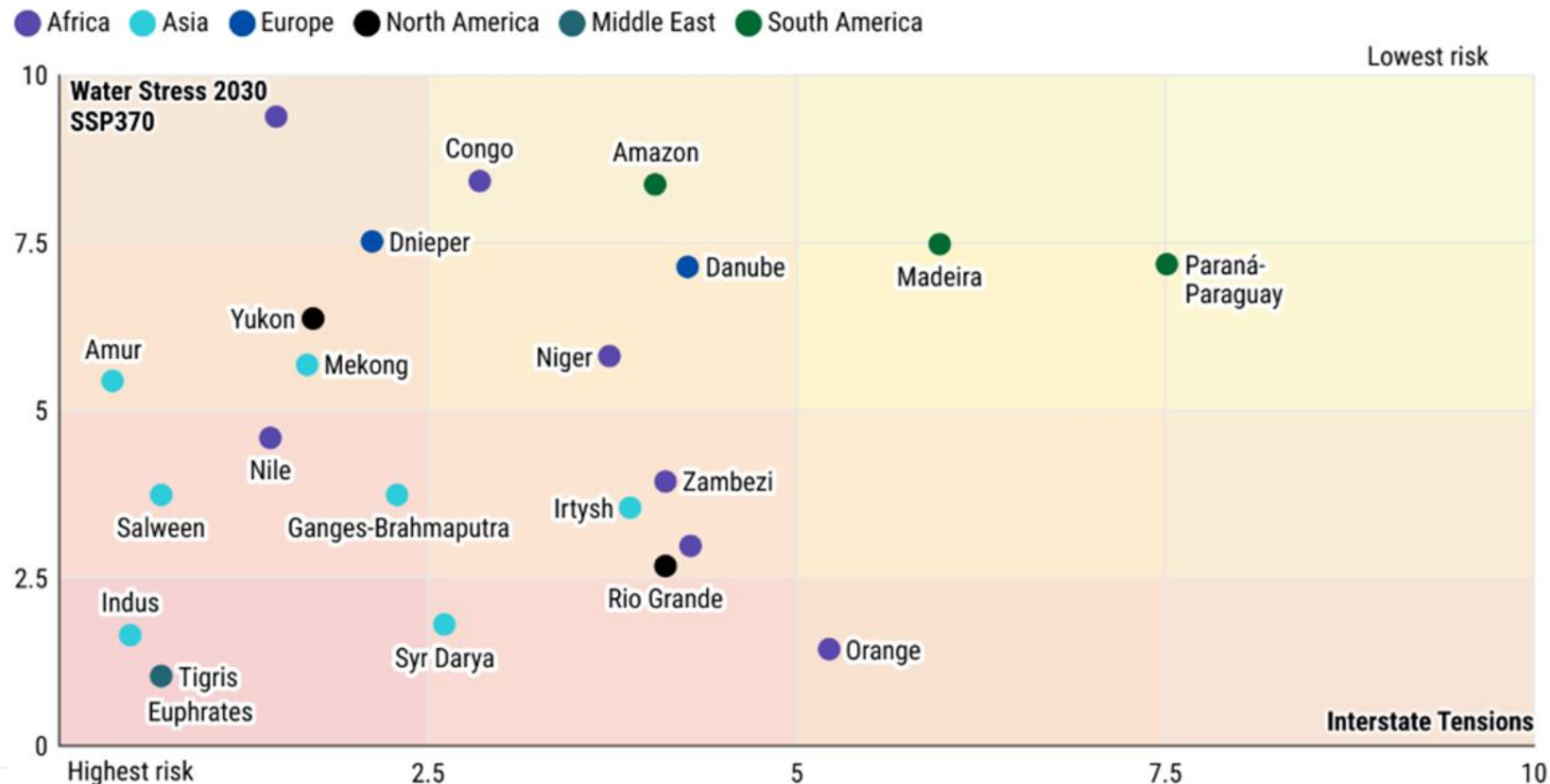
■ <\$100m ■ \$100m-\$1bn ■ \$1bn-\$5bn ■ \$5bn-\$25bn ■ \$1trn+



# Climate impacts transcend borders

Water stress a near-term example of how physical climate risks play into geopolitics

Average index score for all countries through which the shown rivers pass, 2025



## Closing thoughts

- In an interconnected world, climate impacts have ripple effects that transcend corporate and national boundaries.
- Ensuring resilience requires **asset-level, location-specific data and system-wide thinking** to manage the cascading economic, social, and geopolitical risks that are already emerging from physical climate change.



Verisk Maplecroft is a Verisk business

# Thank you

 [elizabeth.hypes@maplecroft.com](mailto:elizabeth.hypes@maplecroft.com)

 [maplecroft.com](https://maplecroft.com)

[maplecroft.com](https://maplecroft.com)

## About Verisk Maplecroft

Our trusted global risk data and expertise empower multinational organisations to enhance resilience, drive sustainable growth and secure competitive advantage by identifying, analysing and monitoring location-specific risks and opportunities across operations, supply chains and investments.